



**CONCRETE PLACING
WHEELED HYDRO-LIFTS**

PS
Series
PS 05
Ps 07



Maximum Conformity to Application Place

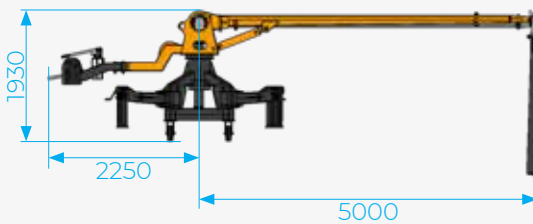
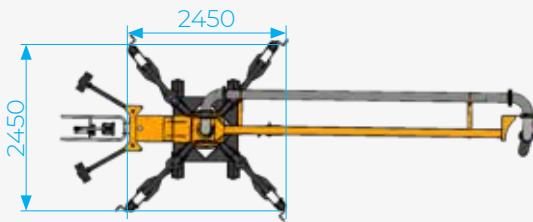
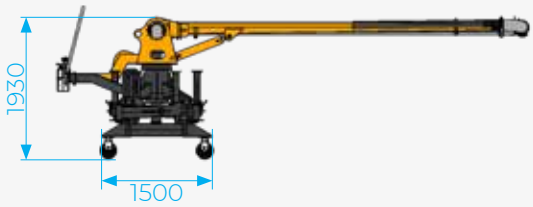
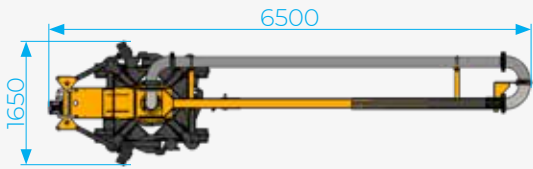
- With 360° Slew Motion
- Hydraulic Boom Activated With Lift Cylinders
- Hydraulic Cylinder Activated With Hydraulic Manual Pump
- 4 Trolley Wheels For Easier Transport
- Folding Outriggers With Mechanical Jacks For Maximum Conformity to Application Place



PS Series / General Features

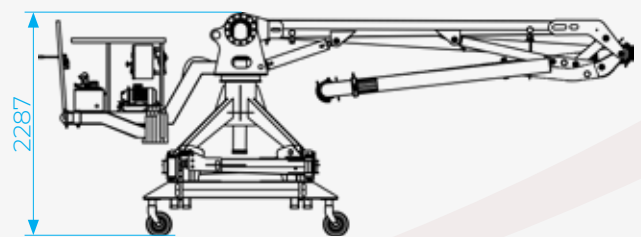
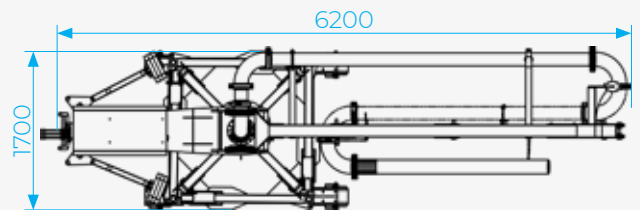
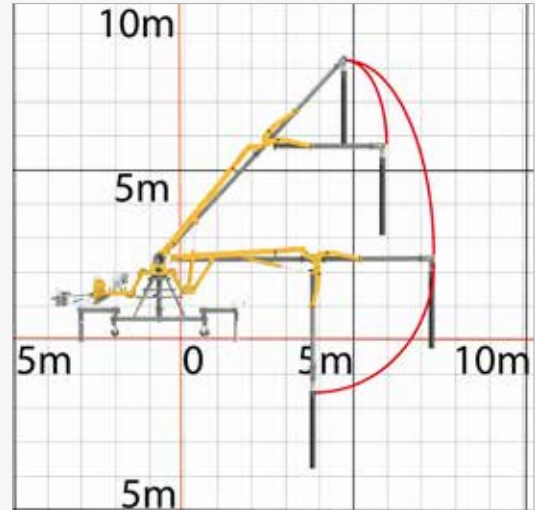
PS 05

With 360° Slew Motion
Delivery Height: Maximum 5 m
Horizontal Radius: 3 m
(+2 m End Hose)
Compact Size With Low
Operating Weight: 980 kg

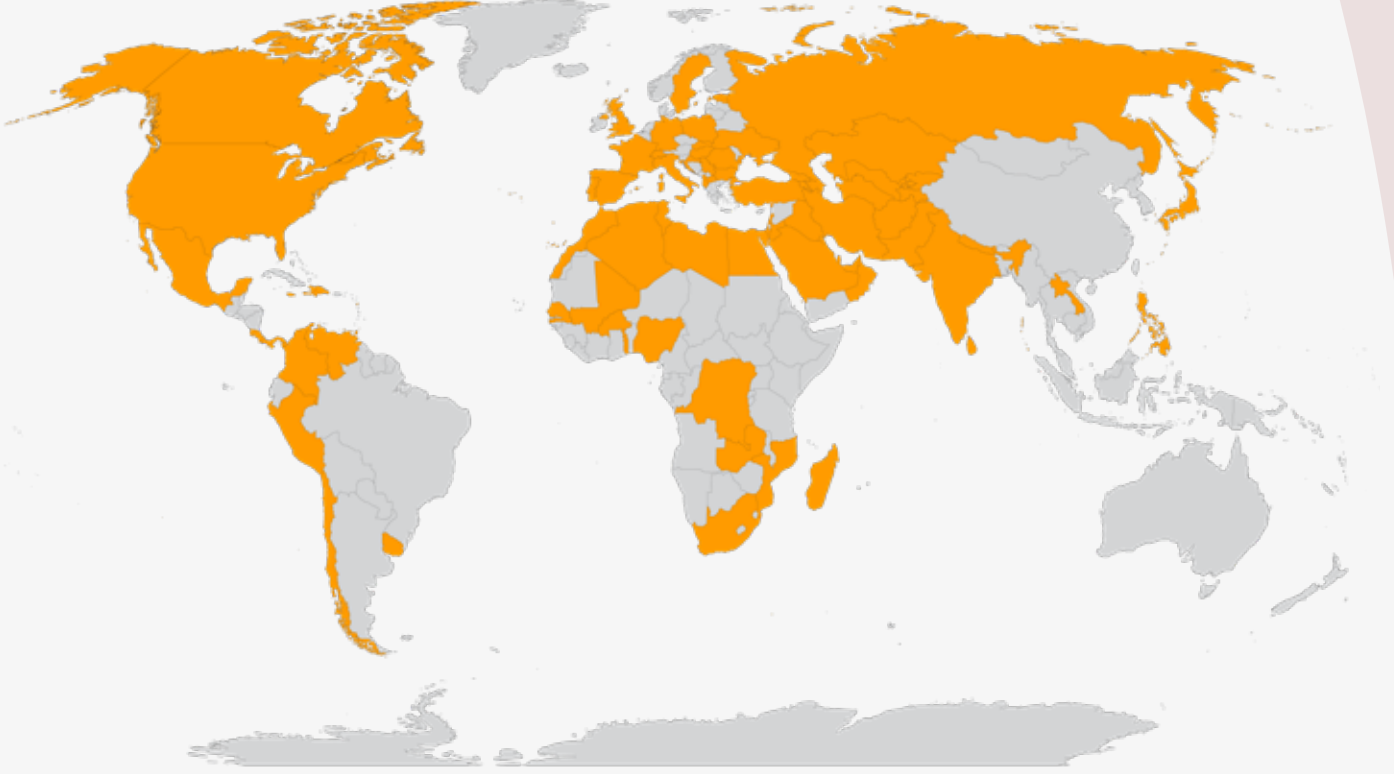


PS 07

With 360° Slew Motion
Delivery Height: Maximum 7.6 m
Horizontal Radius: 7 m
(+2 m End Hose)
Compact Size With Low
Operating Weight: 1500 kg



Atabey; Common language of concrete
placer's in more than 70 countries



/AtabeyBetonMakinalari



/atabeyconstructionequipment



atabey construction equipment



ATABEY CONSTRUCTION EQUIPMENT

Address: Keresteciler San. Sit. 4. Cad. No: 39 Kahramankazan / Ankara - TURKEY
Phone: +90 312 441 11 33 Fax: +90 312 441 58 88
www.atabeymakina.com